

# CERTIFICATE OF ANALYSIS

**PRODUCT NAME:** Organic Full Spectrum CBD Tincture - Tropical  
**PRODUCT STRENGTH:** 900mg  
**TINCTURE BATCH:** 230321F  
**BEST BY DATE:** 3/21/2025  
**HEMP EXTRACT LOT:** BCA-000499-220825

### Physical Attributes

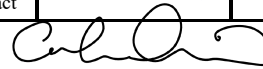
Test	Method	Specification	Results
Color	Internal	Golden to Amber	PASS
Odor	Internal	Characteristic - Coconut and Hemp, Tropical	PASS
Appearance	Internal	Golden to Amber oil in brown glass bottle with dropper.	PASS
Primary Package Eval.	Internal	Container clean and free of filth. Container caps tight and shrink bands intact	PASS
Secondary Package Eval.	Internal	Labeling Compliance Checked, Cartons sturdy and clean. Sufficient cushion material exists. Box taped and secure.	PASS

### Review of Third-Party Analysis

Panel	Method	Specification	Results*	Pass/Fail
<b>Potency - Total CBD</b>	HPLC-UV DAD	LOQ**: ≥ product strength mg / bottle	<b>1039mg</b>	PASS
<b>Potency - D9-THC</b>	HPLC-UV DAD	LOQ: <0.3% total THC (Full spectrum)	<b>32mg</b>	PASS
<b>Expanded Pesticide Panel</b>	HPLC-QQQ	LOQ: Complies with CDPHE 6 CCR 1010-21 Industrial Hemp Extract	<b>Below LOQ</b>	PASS
<b>Microbial</b> Escherichia coli (STEC)	PCR	Complies with CDPHE 6 CCR 1010-21 - LOQ 1 CFU/25 gram***	<b>Absent</b>	PASS
<b>Microbial</b> Salmonella	PCR	Complies with CDPHE 6 CCR 1010-21 - LOQ 1 CFU/25 gram	<b>Absent</b>	PASS
<b>Microbial</b> Yeast and Mold	Culture Plating	Complies with CDPHE 6 CCR 1010-21 - LOQ 10 <sup>2</sup> CFU/gram	<b>Below LOQ</b>	PASS
<b>Microbial</b> Total Coliforms	Culture Plating	Complies with CDPHE 6 CCR 1010-21 - LOQ 10 <sup>2</sup> CFU/gram	<b>Below LOQ</b>	PASS
<b>Microbial</b> Total Aerobic Count	Culture Plating	Complies with CDPHE 6 CCR 1010-21 - LOQ 10 <sup>3</sup> CFU/gram	<b>Below LOQ</b>	PASS
<b>Heavy Metals</b>	ICP-MS	Arsenic (As): ≤1.5 ppm† Cadmium (Cd): ≤0.5 ppm Lead (Pb): ≤0.5 ppm Mercury (Hg): ≤1.5 ppm	<b>Below LOQ</b>	PASS
<b>Mycotoxins</b>	ICP-MS	Total Aflatoxins <20 ppb†† Aflatoxin B1 < 5 ppb Ochratoxin < 5 ppb	<b>Below LOQ</b>	PASS
<b>Residual Solvents</b>	GC-HS-MSD	LOQ: Complies with CDPHE 6 CCR 1010-21 Industrial Hemp Extract	<b>Below LOQ</b>	PASS

\*Only applies to products with labels claiming certified organic  
 \*\*Level of Quantification  
 \*\*\*Colony Forming Units per Gram  
 † Parts Per Million †† Part Per Billion  
 Values expressed in scientific notation.  
 Examples:  
 10<sup>2</sup>=100  
 10<sup>3</sup>=1,000

Quality Certified



Name

4/6/2023

Date

## Full Spectrum 900mg Tropical Tincture

Batch ID or Lot Number: <b>230321F</b>	Test: <b>Potency</b>	Reported: <b>29Aug2022</b>	N/A
	Test ID: T000219651	Started: 29Aug2022	Sampler ID: N/A
Matrix: Concentrate	Method(s): TM14 (HPLC-DAD): Potency - Standard Cannabinoid Analysis	Received: 29Aug2022	Status: Active

Cannabinoids	LOD (%)	LOQ (%)	Result (%)	Result (mg/g)	Notes
Cannabichromene (CBC)	0.007	0.021	<LOQ	0.07	
Cannabichromenic Acid (CBCA)	0.006	0.019	ND	ND	
Cannabidiol (CBD)	0.014	0.053	3.497	34.97	
Cannabidiolic Acid (CBDVA)	0.015	0.055	ND	ND	
Cannabidivarin (CBDV)	0.003	0.013	0.015	0.15	
Cannabidivarinic Acid (CBDVA)	0.006	0.023	ND	ND	
Cannabigerol (CBG)	0.004	0.012	0.180	1.80	
Cannabigerolic Acid (CBGA)	0.017	0.050	ND	ND	
Cannabinol (CBN)	0.005	0.016	<LOQ	0.13	
Cannabinolic Acid (CBNA)	0.011	0.034	ND	ND	
Delta 8-Tetrahydrocannabinol (Delta 8-THC)	0.020	0.060	ND	ND	
Delta 9-Tetrahydrocannabinol (Delta 9-THC)	0.018	0.054	0.111	1.11	
Delta 9-Tetrahydrocannabinolic Acid (THCA-A)	0.016	0.048	ND	ND	
Tetrahydrocannabivarin (THCV)	0.004	0.011	ND	ND	
Tetrahydrocannabivarinic Acid (THCVA)	0.014	0.043	ND	ND	
<b>Total Cannabinoids</b>			<b>3.823</b>	<b>38.23</b>	
Total Potential THC			0.111	1.11	
Total Potential CBD			3.497	34.97	

## Final Approval

*Samantha Smith*  
 Sam Smith  
 30Aug2022  
 06:09:00 PM MDT

*Daniel Weidensaul*

Daniel Weidensaul  
 30Aug2022  
 06:12:00 PM MDT



PREPARED BY / DATE

APPROVED BY / DATE

<https://results.botanacor.com/api/v1/cores/uuid/8a28d9c9-d870-42ca-ae6e-6088efd978bd>

### Definitions

% = % (w/w) = Percent (weight of analyte / weight of product). ND = None Detected (defined by dynamic range of the method).  
 Total Potential Delta 9-THC or CBD is calculated to take into account the loss of a carboxyl group during decarboxylation step, using the following formulas: Total Potential Delta 9-THC = Delta 9-THC + (Delta 9-THCa \*(0.877)) and Total CBD = CBD + (CBDa \*(0.877)).

Testing results are based solely upon the sample submitted to SC Laboratories, Inc., in the condition it was received. SC Laboratories, Inc., warrants that all analytical work is conducted professionally in accordance with all applicable standard laboratory practices using validated methods. Data was generated using an unbroken chain of comparison to NIST traceable Reference Standards and Certified Reference Materials. This report may not be reproduced, except in full, without the written approval of SC Laboratories, Inc. ISO/IEC 17025:2017 Accredited by A2LA.



Cert #A320.02

CDPHE Certified

8a28d9c9d87042caae6e6088efd978bd.1

**Full Spectrum 900mg Tropical Tincture**

Batch ID or Lot Number: <b>230321F</b>	Test, Test ID and Methods: Various	Matrix: Concentrate	Page 1 of 4
Reported: <b>01Nov2022</b>	Started: 29Oct2022	Received: 28Oct2022	


**Residual Solvents -  
Colorado Compliance**


Test ID: T000226181

Methods: TM04 (GC-MS): Residual

Solvents	Dynamic Range (ppm)	Result (ppm)	Notes
Propane	86 - 1729	ND	
Butanes (Isobutane, n-Butane)	173 - 3455	ND	
Methanol	54 - 1087	ND	
Pentane	91 - 1812	ND	
Ethanol	88 - 1767	ND	
Acetone	91 - 1814	ND	
Isopropyl Alcohol	94 - 1876	ND	
Hexane	5 - 107	ND	
Ethyl Acetate	91 - 1810	ND	
Benzene	0.2 - 3.6	ND	
Heptanes	91 - 1825	ND	
Toluene	16 - 326	ND	
Xylenes (m,p,o-Xylenes)	118 - 2364	ND	

**Final Approval**

  
 Karen Winternheimer  
 01Nov2022  
 07:32:00 AM MDT  
 PREPARED BY / DATE

  
 Sam Smith  
 01Nov2022  
 07:36:00 AM MDT  
 APPROVED BY / DATE

**Full Spectrum 900mg Tropical Tincture**


Batch ID or Lot Number: <b>230321F</b>	Test, Test ID and Methods: Various	Matrix: Concentrate	Page 2 of 4
Reported: <b>01Nov2022</b>	Started: 29Oct2022	Received: 28Oct2022	


**Mycotoxins - Colorado Compliance**

Test ID: T000226182  
Methods: TM18 (UHPLC-QQQ)  
LCMS/MS: Mycotoxins

	Dynamic Range (ppb)	Result (ppb)	Notes
Ochratoxin A	3.71 - 121.49	ND	N/A
Aflatoxin B1	0.86 - 31.15	ND	
Aflatoxin B2	0.89 - 31.45	ND	
Aflatoxin G1	0.92 - 30.87	ND	
Aflatoxin G2	0.92 - 31.67	ND	
Total Aflatoxins (B1, B2, G1, and G2)		ND	

**Final Approval**

  
Sam Smith  
01Nov2022  
08:27:00 AM MDT  
PREPARED BY / DATE


  
Karen Winternheimer  
01Nov2022  
08:34:00 AM MDT  
APPROVED BY / DATE

**Heavy Metals - Colorado Compliance**

Test ID: T000226180  
Methods: TM19 (ICP-MS): Heavy Metals

	Dynamic Range (ppm)	Result (ppm)	Notes
Arsenic	0.04 - 4.17	ND	
Cadmium	0.04 - 4.21	ND	
Mercury	0.04 - 4.14	ND	
Lead	0.04 - 4.02	ND	

**Final Approval**

  
Sam Smith  
03Nov2022  
09:29:00 AM MDT  
PREPARED BY / DATE

  
Phillip Travisano  
03Nov2022  
10:09:00 AM MDT  
APPROVED BY / DATE

Full Spectrum 900mg Tropical Tincture

Batch ID or Lot Number: <b>230321F</b>	Test, Test ID and Methods: Various	Matrix: Concentrate	Page 3 of 4
Reported: <b>01Nov2022</b>	Started: 29Oct2022	Received: 28Oct2022	


**Pesticides**


Test ID: T000226179

Methods: TM17

(LC-QQ LC MS/MS)	Dynamic Range (ppb)	Result (ppb)		Dynamic Range (ppb)	Result (ppb)	
Abamectin	347 - 2834	ND		Malathion	280 - 2714	ND
Acephate	40 - 2789	ND		Metalaxyl	41 - 2751	ND
Acetamiprid	40 - 2739	ND		Methiocarb	42 - 2712	ND
Azoxystrobin	40 - 2728	ND		Methomyl	37 - 2759	ND
Bifenazate	40 - 2740	ND		MGK 264 1	171 - 1610	ND
Boscalid	24 - 2691	ND		MGK 264 2	119 - 1152	ND
Carbaryl	41 - 2714	ND		Myclobutanil	32 - 2701	ND
Carbofuran	41 - 2728	ND		Naled	43 - 2724	ND
Chlorantraniliprole	38 - 2701	ND		Oxamyl	39 - 2754	ND
Chlorpyrifos	46 - 2777	ND		Paclobutrazol	41 - 2716	ND
Clofentezine	279 - 2740	ND		Permethrin	280 - 2784	ND
Diazinon	283 - 2727	ND		Phosmet	43 - 2726	ND
Dichlorvos	155 - 2662	ND		Prophos	294 - 2723	ND
Dimethoate	39 - 2722	ND		Propoxur	42 - 2717	ND
E-Fenpyroximate	284 - 2765	ND		Pyridaben	311 - 2726	ND
Etofenprox	41 - 2788	ND		Spinosad A	30 - 2236	ND
Etoazole	296 - 2775	ND		Spinosad D	46 - 503	ND
Fenoxycarb	34 - 2706	ND		Spiromesifen	264 - 2798	ND
Fipronil	36 - 2830	ND		Spirotetramat	289 - 2729	ND
Flonicamid	41 - 2750	ND		Spiroxamine 1	18 - 1170	ND
Fludioxonil	293 - 2728	ND		Spiroxamine 2	22 - 1529	ND
Hexythiazox	41 - 2789	ND		Tebuconazole	294 - 2713	ND
Imazalil	256 - 2752	ND		Thiacloprid	39 - 2731	ND
Imidacloprid	42 - 2718	ND		Thiamethoxam	38 - 2767	ND
Kresoxim-methyl	41 - 2792	ND		Trifloxystrobin	42 - 2729	ND

**Final Approval**

  
 Karen Winternheimer  
 04Nov2022  
 08:49:00 AM MDT  
 PREPARED BY / DATE

  
 Sam Smith  
 04Nov2022  
 08:53:00 AM MDT  
 APPROVED BY / DATE


## Full Spectrum 900mg Tropical Tincture

Batch ID or Lot Number: <b>230321F</b>	Test: <b>Microbial Contaminants</b>	Reported: <b>27Mar2023</b>	USDA License: N/A
Matrix: Finished Product	Test ID: T000239564	Started: 22Mar2023	Sampler ID: N/A
	Method(s): TM25 (qPCR) TM24, TM26, TM27 (Culture Plating): Microbial (Colorado Panel)	Received: 23Mar2023	Status: Active

## Microbial Contaminants

Contaminants	Method	LOD	Quantitation Range	Result	Notes
STEC	TM25: PCR	10 <sup>0</sup> CFU/25g	NA	Absent	Free from visual mold, mildew, and foreign matter
<i>Salmonella</i>	TM25: PCR	10 <sup>0</sup> CFU/25g	NA	Absent	
Total Yeast and Mold*	TM24: Culture Plating	10 <sup>1</sup> CFU/g	1.0x10 <sup>2</sup> - 1.5x10 <sup>4</sup>	None Detected	
Total Aerobic Count*	TM26: Culture Plating	10 <sup>2</sup> CFU/g	1.0x10 <sup>3</sup> - 1.5x10 <sup>5</sup>	None Detected	
Total Coliforms*	TM27: Culture Plating	10 <sup>1</sup> CFU/g	1.0x10 <sup>2</sup> - 1.5x10 <sup>4</sup>	None Detected	

## Final Approval



Eden Thompson-Wright  
27Mar2023  
10:47:00 AM MDT

PREPARED BY / DATE



Brianne Maillot  
27Mar2023  
03:14:00 PM MDT

APPROVED BY / DATE



<https://results.botanacor.com/api/v1/coas/uuid/cff6995e-df50-4dc5-a62f-554a45908620>

### Definitions

\* Values recorded in scientific notation, a common microbial practice of expressing numbers that are too large to be conveniently written in decimal form. Examples: 10<sup>2</sup> = 100 CFU, 10<sup>3</sup> = 1,000 CFU, 10<sup>4</sup> = 10,000 CFU, 10<sup>5</sup> = 100,000 CFU  
CFU/g = Colony Forming Units per Gram, LOD = Limit of Detection  
ULOQ = Upper Limit of Quantitation, LLOQ = Lower Limit of Quantitation  
STEC = Shiga Toxin-Producing E. coli

Testing results are based solely upon the sample submitted to SC Laboratories, Inc., in the condition it was received. SC Laboratories, Inc., warrants that all analytical work is conducted professionally in accordance with all applicable standard laboratory practices using validated methods. Data was generated using an unbroken chain of comparison to NIST traceable Reference Standards and Certified Reference Materials. This report may not be reproduced, except in full, without the written approval of SC Laboratories, Inc. ISO/IEC 17025:2017 Accredited by A2LA.



Cert #4329.02

CDPHE Certified

cff6995edf504dc5a62f554a45908620.1